


**KLIKLOK**

# VARI-RIGHT®

## Topload Carton Closer

### Innovation: A KW Standard Feature

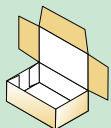
The Vari-Right, a right-angle closer for tri-seal cartons, features Kliklok-Woodman's revolutionary variable pitch technology. "Infinitely variable" flight centers and patented "pop-up" lug technology incorporate the benefits of lugged carton control and random infeed timing in a full servo motor platform. The inherent slip and timing issues of conventional "lugless" carton closers are eliminated.



### Speed




### Carton Styles



### Carton Size Range Comparison

By volume (in<sup>3</sup>) of finished tri-seal cartons based on absolute minimum and maximum L x W x D.

36 in <sup>3</sup>	Vari-Pitch CFS/ST/DF	720 in <sup>3</sup>
26.25 in <sup>3</sup>	Vari-Right	900 in <sup>3</sup>
21 in <sup>3</sup>	Vari-Straight	900 in <sup>3</sup>
SMALLEST		LARGEST



### Patented Infinitely Variable Flight Centers

Kliklok's patented "pop-up lug" technology fires lugs only when a carton is present, providing the benefits of lugged carton control and random infeed timing, allowing a broad carton size range.



### Absolute Cover Registration

Flawless registration is achieved by first folding the trailing charlotte flap, ensuring consistent alignment of the front tuck and the charlotte flaps, reducing carton waste and offering ideal presentation of the final package.



### Strong Design

The Vari-Right is constructed of a welded tubular stainless steel frame with turned members and other angled surfaces to prevent product and debris accumulation. The Vari-Right is rated IP65 for tough environments.



### Easy Operation

KW's industry-leading Insight® color graphic touch screen HMI is intuitive and self tutoring. Automatic programming eliminates operator error and ensures consistent performance regardless of shift or operator skill. Enhanced diagnostics are standard.



### Repeatable Changeovers

Our optional CheckPoint size verification system features digital indicators which automatically change with each recipe, and indicate when dimensional changes have been properly made, ensuring consistent performance.

**KW**  
**KLIKLOK • WOODMAN®**  
[www.kliklokwoodman.com](http://www.kliklokwoodman.com)

**KLIKLOK**

# VARI-RIGHT®

## Topload Carton Closer

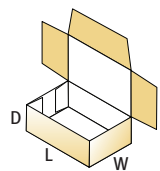
### PERFORMANCE

**SPEED:** Variable up to 120 cpm\*

*Actual speed depends upon machine configuration and carton size and style.*

*\*Ask KW about meeting higher speed requirements.*

### CARTON SIZE RANGE



	MIN.	MAX.
<b>Length</b>	5" (127 mm)	15" (381 mm)
<b>Width</b>	3 1/2" (89 mm)	12" (305 mm)
<b>Depth</b>	1 1/2" (38 mm)	5" (127 mm)

*An individual carton combining multiple minimum or maximum dimensions may not be compatible with the standard system.*

### OPERATING REQUIREMENTS

**ELECTRICAL:**

460 VAC ±5%, 3-Phase with earth ground (PE), 50/60 Hz standard  
230 VAC ±5%, 3-Phase with earth ground (PE), 50/60 Hz available  
380–420 VAC, 3-Phase Wye with Neutral and PE, 50/60 Hz available

**NORMAL POWER CONSUMPTION:** 32 kVA

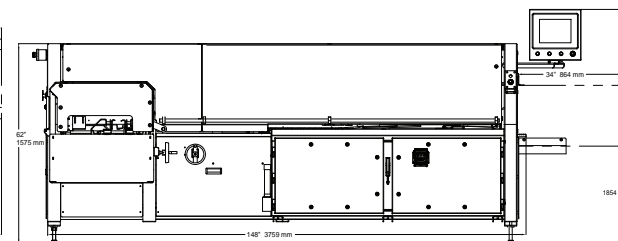
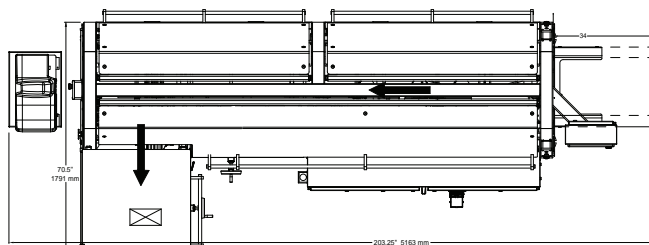
**SERVICE REQUIRED:** 40 Amps @ 460 VAC

**AIR:** 25 cfm (708 Liters/min) @ 80 psi (5.5 bar)

### CONSTRUCTION

Fully-welded stainless steel frame. Stainless steel shafts. Chains, pulleys and sprockets are nickel-plated. Polycarbonate overhead guards.

Approximate shipping weight: 1800 lb (816 kg)



### STANDARD FEATURES

- Heavy-duty fully-welded tubular stainless steel frame
- Allen-Bradley® servos, drives and machine controls
- Speed and glue adjustment through touch screen
- User-friendly Insight® icon-based color touch screen operator interface for easy setup and operation
- Driven infeed to accept random carton flow
- Cantilevered overhead carton transport assemblies with automatic lift-away on machine stop
- Digital indicators and upgraded scales for easily-repeatable size changes
- Independent servo and VFD metering for each machine section
- Angled-surface frame and components comply with IP-65 standards
- CE Mark
- Nordson® ProBlue hot-melt totally enclosed nozzle-type applicator
- Sealed-for-life bearings eliminate need for lubrication

### OPTIONAL FEATURES

- CheckPoint Carton Size Verification System
- Hood-cover closure (cover left infeed only)
- Cover-left carton orientation
- Opposite-hand machine orientation (discharge)
- Special electricals
- Size range modifications
- Network connectivity and data acquisition
- Casters for portability
- Multi-color light stack
- Start delay horn

**KW**  
**KLIKLOK • WOODMAN®**

5224 Snapfinger Woods Drive  
Decatur, GA 30035 USA  
Tel +1-770-981-5200  
Fax +1-770-987-7160

[kwmarketing@kliklokwoodman.com](mailto:kwmarketing@kliklokwoodman.com)  
[www.kliklokwoodman.com](http://www.kliklokwoodman.com)

Western Drive, Hengrove Park Estate  
Whitchurch, Bristol, BS14 0AY, UK  
Tel +44-1275-836131  
Fax +44-1275-891754  
[sales@kliklok-int.com](mailto:sales@kliklok-int.com)  
[www.kliklok-int.com](http://www.kliklok-int.com)

©2015 Kliklok-Woodman. September edition. Individual machines may vary from this data sheet, which does not constitute any part of a contract.